

# Symphony No. 3

"AGAINST  
Austerity"

(for  
Improvising  
Orchestra)

## Symphony No. 3: Against Austerity (for Improvising Orchestra)

### Performance Notes:

The score is written for any number of performers and any instrumentation, plus a conductor. All performers, including the conductor, should be familiar with improvised music and must be capable of utilising mutually agreed signals as required by the score.

### A) Interpretation of the Score

- 1) The piece is broken into six sections;
- 2) Each section can be viewed as an integral part of the complete symphony;
- 3) Each section can be viewed as independent of the other sections;
- 4) The notation does not need to be read as tone, pitch, rhythm or duration specific;
- 5) The notation can be read as tone, pitch, rhythm or duration specific.

### B) Conducting the Score

- 1) The role of the conductor is to balance the performance of the musicians to create a finished whole;
- 2) The conductor should not discuss with the musicians how they intend to interpret the notation;
- 3) The conductor will indicate when to start and when to end the complete performance;
- 4) The conductor will indicate when to start and when to end each section;

- 5) Where there are cue points (marked in the score), the conductor will indicate to the orchestra when to apply the cue and move to the next part within the section;
- 6) In some sections there are parts marked for “solo voice(s)”. The conductor will indicate whether they want particular musicians to perform as solo voices during these sections;
- 7) While each musician is autonomous in the decisions relating to their interpretation of the score for performance, the conductor may indicate changes in the dynamics of their performance.

**C) Performing the score**

- 1) Each performer is free to interpret the score in their own way;
- 2) Performers may discuss either individually or collectively the notation of the six sections but should come to their own individual conclusions of what to play and how to play it;
- 3) Performers can discuss potential interpretations of the score with the conductor but should come to their own individual conclusions of what to play and how to play it;
- 4) The role of the performer is to make the music happen, while the role of the conductor is to shape the performance.
- 5) Performers should play “as written” unless directed to take the role of a solo voice, during the “Solo Voice(s)” sections, by the conductor;
- 6) All other considerations are left to the discretion of the performers.

**Alfie Cooke**

# Symphony No. 3 (for Improvising Orchestra): "Against Austerity"

## 1) "FANFARE"

"Argue the odds"

CHOOSE YOUR ground!

Bite!

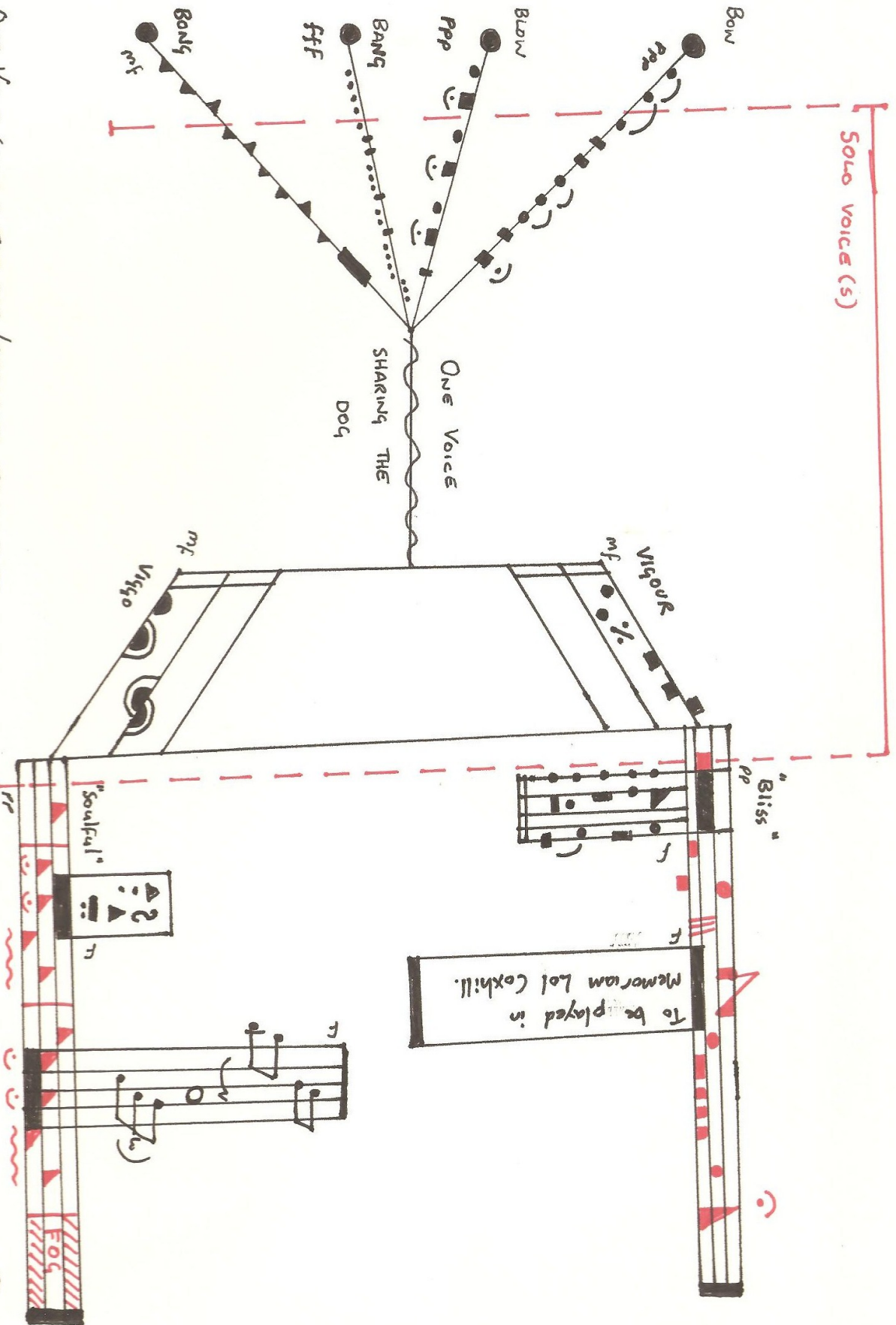
Collide-o-scope

Stamp yo' feet!

Swingin' or else!

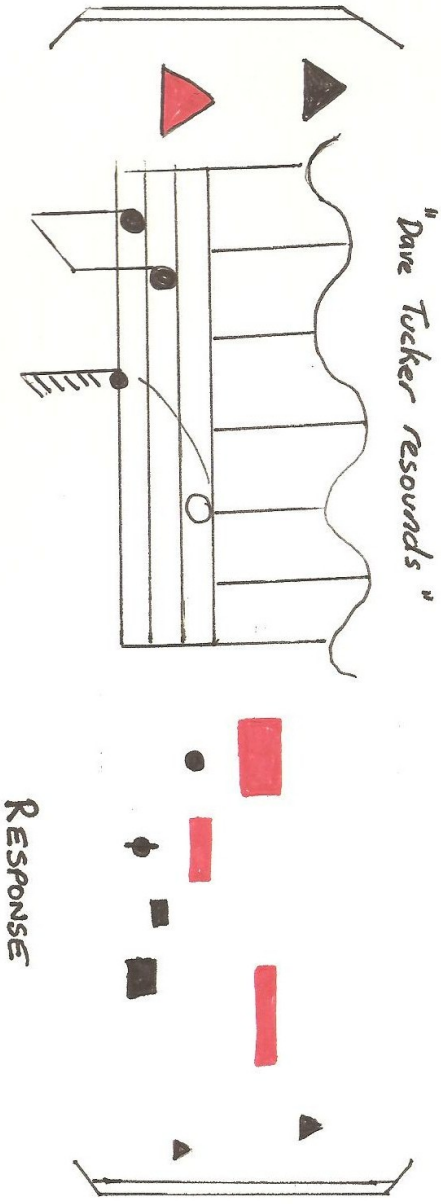
The diagram features a large 'X' shape formed by two musical staves. The top staff has a treble clef and contains a series of notes with stems pointing upwards. The bottom staff has a bass clef and contains a series of notes with stems pointing downwards. The two staves cross in the center, with a red bracket labeled "Collide-o-scope" at the intersection. Above the top staff, the text "Argue the odds" is written. To the left of the top staff, "CHOOSE YOUR ground!" is written. Below the top staff, "Bite!" is written. To the right of the bottom staff, "Stamp yo' feet!" is written. To the left of the bottom staff, "Swingin' or else!" is written. At the bottom of the page, there is a rhythmic pattern consisting of a series of red vertical bars of varying heights, resembling a drum set or a similar percussive instrument.

2) One Voice SHARING THE DOG / SEPARATE TENDENCIES

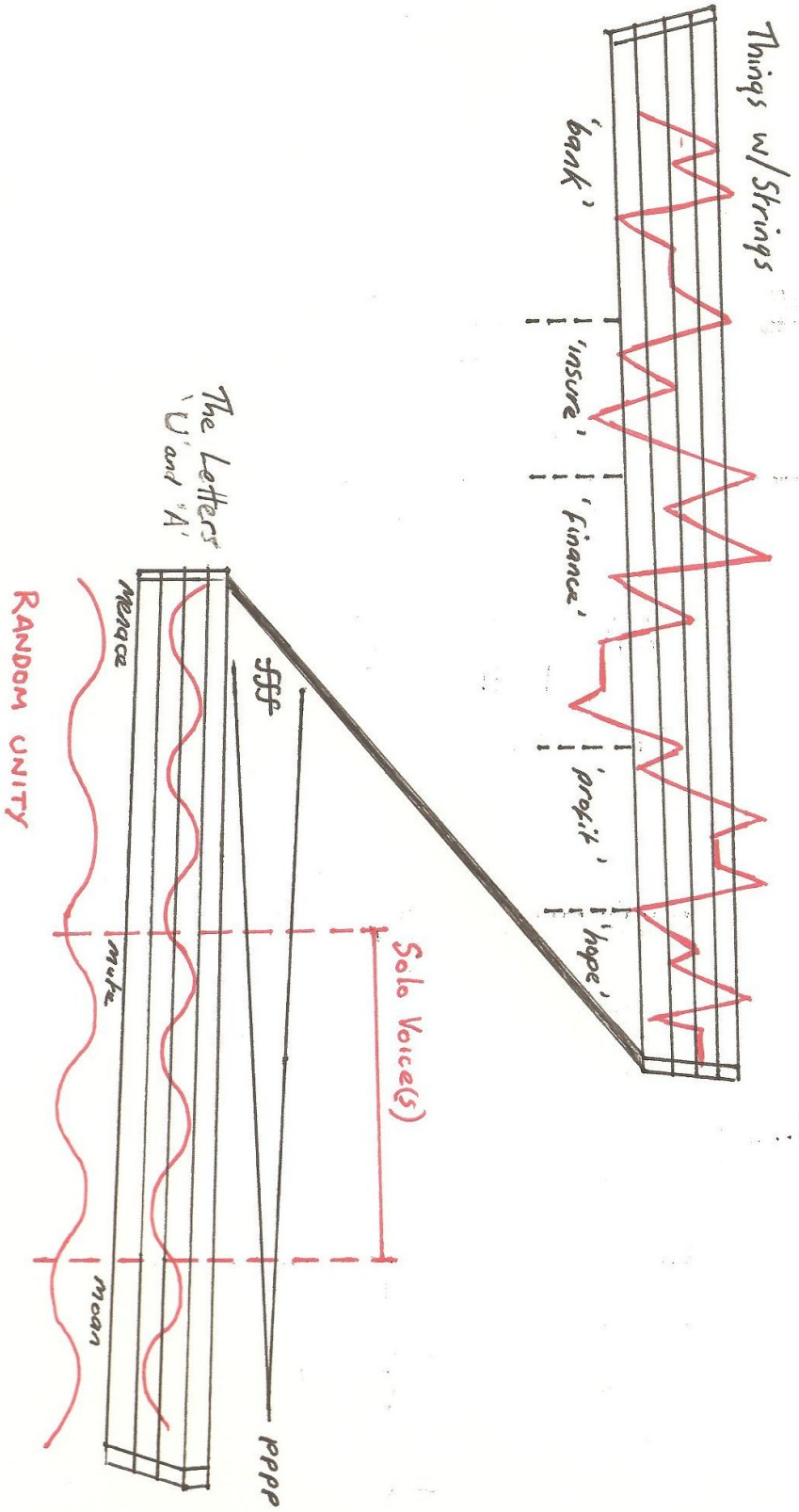


3) Dave Tucker Resounds

Solo Voice (s)



# 4) The Colour Black.



# 5) THE ODD AND THE EVEN



**Bold As Brass**

THE ODD

THE EVEN

rock'n'roll

a question?

or

Big Drop

ODD+Even

"money moosh"

w/out voices

ODD + Even

blank floor space repossessed

w/voices

ODD + Even

VOICES w/out VOICES

"STACK"



# 6) Foreclosure

The musical score consists of five staves, labeled V through Z from top to bottom. Staff V contains the lyrics "Mothers and children" and musical notation with a red arrow pointing to a note. Staff W features a series of red triangles and the word "PABLOCK" written vertically. Staff X includes the lyrics "STILL THEY MAKE THEIR PROFITS" and "WHAT DO YOU HAVE LEFT TO LOSE" with musical notation. Staff Y contains the lyrics "CUT IF" and musical notation with arrows. Staff Z features the lyrics "marching" and "steady" with a rhythmic pattern of red and black blocks. The score concludes with a thick black bar and the word "Fin." at the bottom right. Performance instructions include "Near Silence" and "Fading" written in red.